



6SJ7, 6SJ7-GT SHARP-CUTOFF PENTODE

6SJ7
6SJ7-GT

GENERAL DATA

Electrical:

Heater, for Unipotential Cathode:

Voltage 6.3 ac or dc volts
Current 0.3 amp

Direct Interelectrode Capacitances:

Pentode Connection:	6SJ7 ^o	6SJ7-GT ^{oo}	
Grid No.1 to Plate	0.005 max.	0.005 max.	μμf
Input	6	7	μμf ←
Output	7	7	μμf ←
Triode Connection*:			
Grid No.1 to Plate	2.8	2.8	μμf
Grid No.1 to Cathode	3.4	3.4	μμf
Plate to Cathode	11	11	μμf

^o With shell connected to cathode.

^{oo} With external shield connected to cathode.

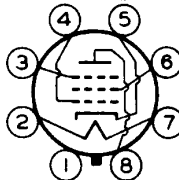
* With grid No.2 and grid No.3 connected to plate.

Mechanical:

Mounting Position	Any	Any
Maximum Overall Length	2-5/8"	3-5/16"
Maximum Seated Length	2-1/16"	2-3/4"
Maximum Diameter	1-5/16"	1-5/16"
Bulb	Metal Shell, MT8G	T-9
Base	{ Small-Wafer Octal 8-Pin	Sm.-Wafer Octal 8-Pin, Sleeve
Basing Designation	8N	GT-8N

BOTTOM VIEW

Pin 1 { 6SJ7, Shell
6SJ7-GT,
Base Sleeve
Pin 2 - Heater
Pin 3 - Grid No.3



Pin 4 - Grid No.1
Pin 5 - Cathode
Pin 6 - Grid No.2
Pin 7 - Heater
Pin 8 - Plate

AMPLIFIER - Class A₁

Pentode Connection

Maximum Ratings, Design-Center Values:

PLATE VOLTAGE	300 max.	volts
GRID-No.2 (SCREEN) VOLTAGE	125 max.	volts
GRID-No.2 SUPPLY VOLTAGE	300 max.	volts
PLATE DISSIPATION	2.5 max.	watts
GRID-No.2 DISSIPATION	0.7 max.	watt ←
GRID-No.1 (CONTROL-GRID) VOLTAGE:		
Positive bias value	0 max.	volts ←
PEAK HEATER-CATHODE VOLTAGE:		
Heater negative with respect to cathode	90 max.	volts ←
Heater positive with respect to cathode	90 max.	volts

← Indicates a change.

JUNE 15, 1948

TUBE DEPARTMENT
RADIO CORPORATION OF AMERICA, HARRISON, NEW JERSEY

DATA

6SJ7
6SJ7-GT



**6SJ7, 6SJ7-GT
SHARP-CUTOFF PENTODE**

Typical Operation and Characteristics:

Plate voltage.	100	250	. .	volts
Grid No.3 (Suppressor) .	Connected to cathode at socket			
Grid-No.2 Voltage.	100	100	. .	volts
Grid-No.1 Voltage.	-3	-3	. .	volts
Plate Resistance (Approx.)	0.7	#	. .	megohm
Transconductance	1575	1650	. .	μmhos
Grid-No.1 Bias (Approx.) for plate current of 10 μamp	-8	-8	. .	volts
Plate Current.	2.9	3.0	. .	ma
Grid-No.2 Current.	0.9	0.8	. .	ma

Maximum Circuit Values:

Grid-No.1-Circuit Resistance	1 max.	megohm
--	--------	--------

AMPLIFIER - Class A₁

Triode Connection - Grids No.2 and No.3 Connected to Plate

Maximum Ratings, Design-Center Values:

PLATE VOLTAGE.	250 max.	volts
PLATE DISSIPATION (Total).	2.5 max.	watts
GRID-No.1 VOLTAGE:		
Positive bias value.	0 max.	volts
→ PEAK HEATER-CATHODE VOLTAGE:		
Heater negative with respect to cathode.	90 max.	volts
Heater positive with respect to cathode.	90 max.	volts

Typical Operation and Characteristics:

Plate Voltage.	180	250	. .	volts
Grid-No.1 Voltage.	-6	-8.5	. .	volts
Amplification Factor	19	19		
Plate Resistance (Approx.)	8250	7600	. .	ohms
Transconductance	2300	2500	. .	μmhos
Plate Current.	6.0	9.2	. .	ma

Maximum Circuit Values:

Grid-No.1-Circuit Resistance	1 max.	megohm
--	--------	--------

Greater than 1 megohm.

*For additional data, see RESISTANCE-COUPLED AMPLIFIER CHART
at the front of this Section*

→ Indicates a change.

JUNE 15, 1948

TUBE DEPARTMENT
RADIO CORPORATION OF AMERICA, HARRISON, NEW JERSEY

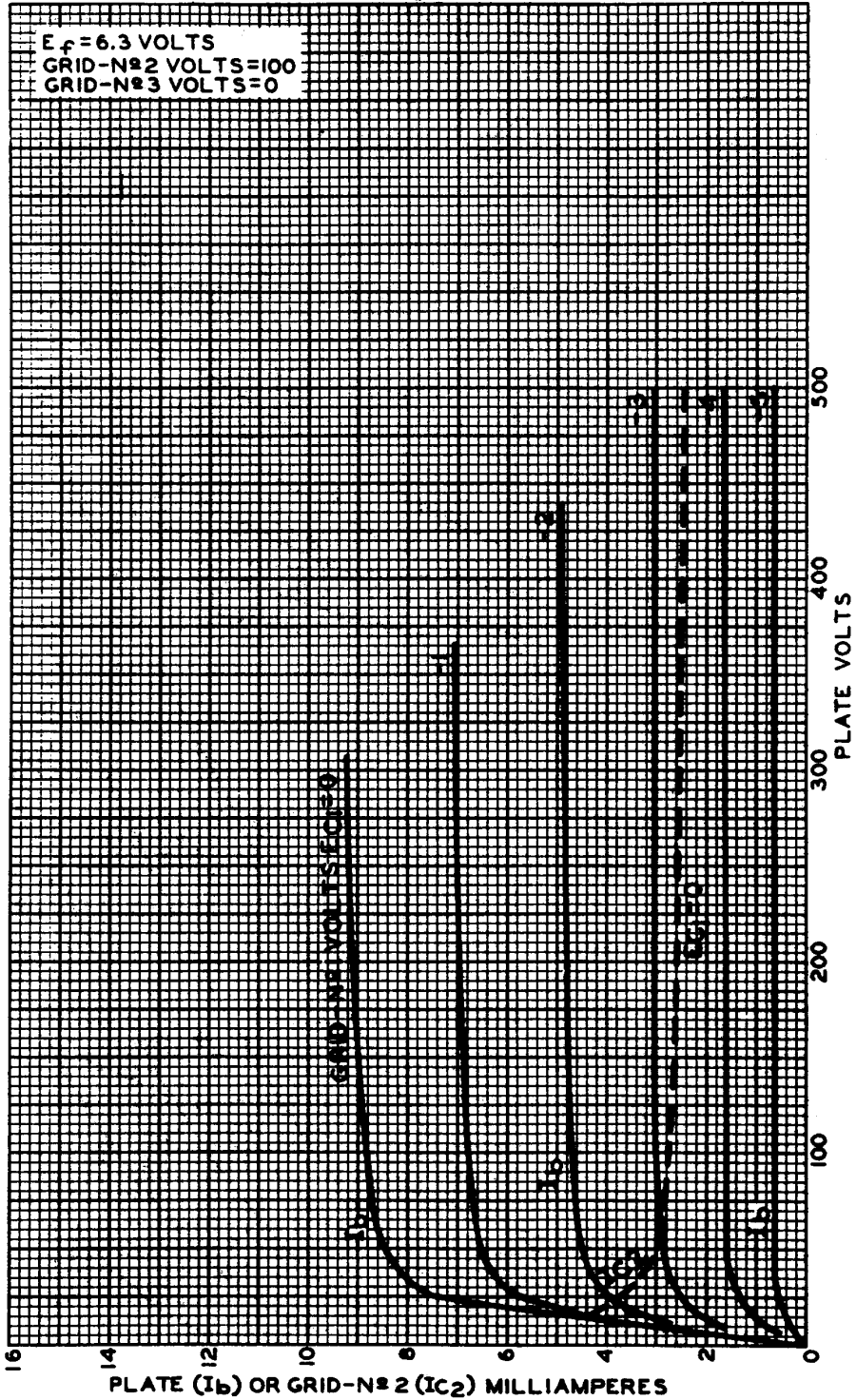
DATA



6SJ7

6SJ7

AVERAGE PLATE CHARACTERISTICS PENTODE CONNECTION



OCT. 16, 1947

TUBE DEPARTMENT
RADIO CORPORATION OF AMERICA, HARRISON, NEW JERSEY

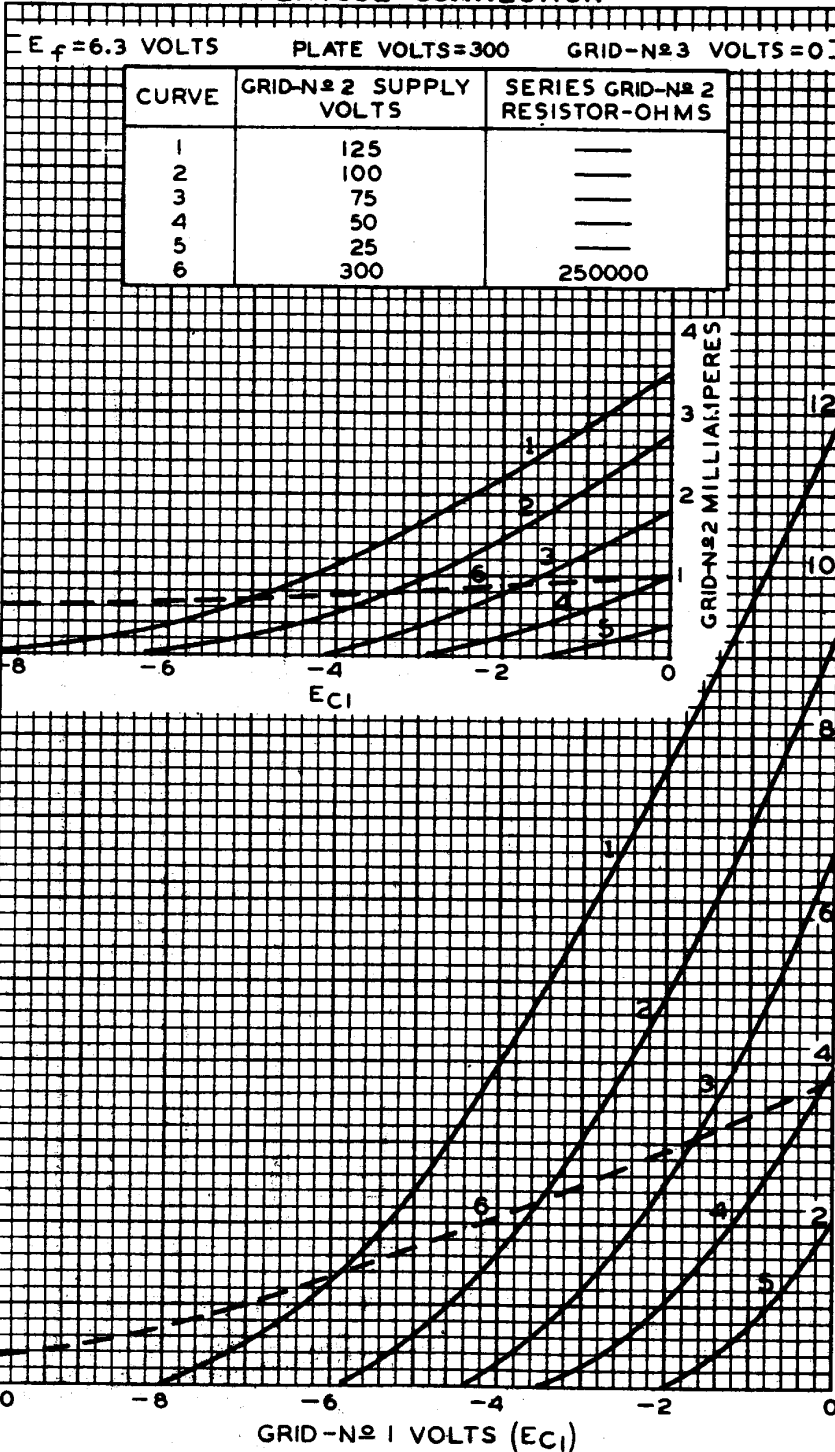
92CM-4939R1

6SJ7



6SJ7

**AVERAGE CHARACTERISTICS
PENTODE CONNECTION**



MARCH 5, 1948

TUBE DEPARTMENT
RADIO CORPORATION OF AMERICA, HARRISON, NEW JERSEY

92CM-6443R1



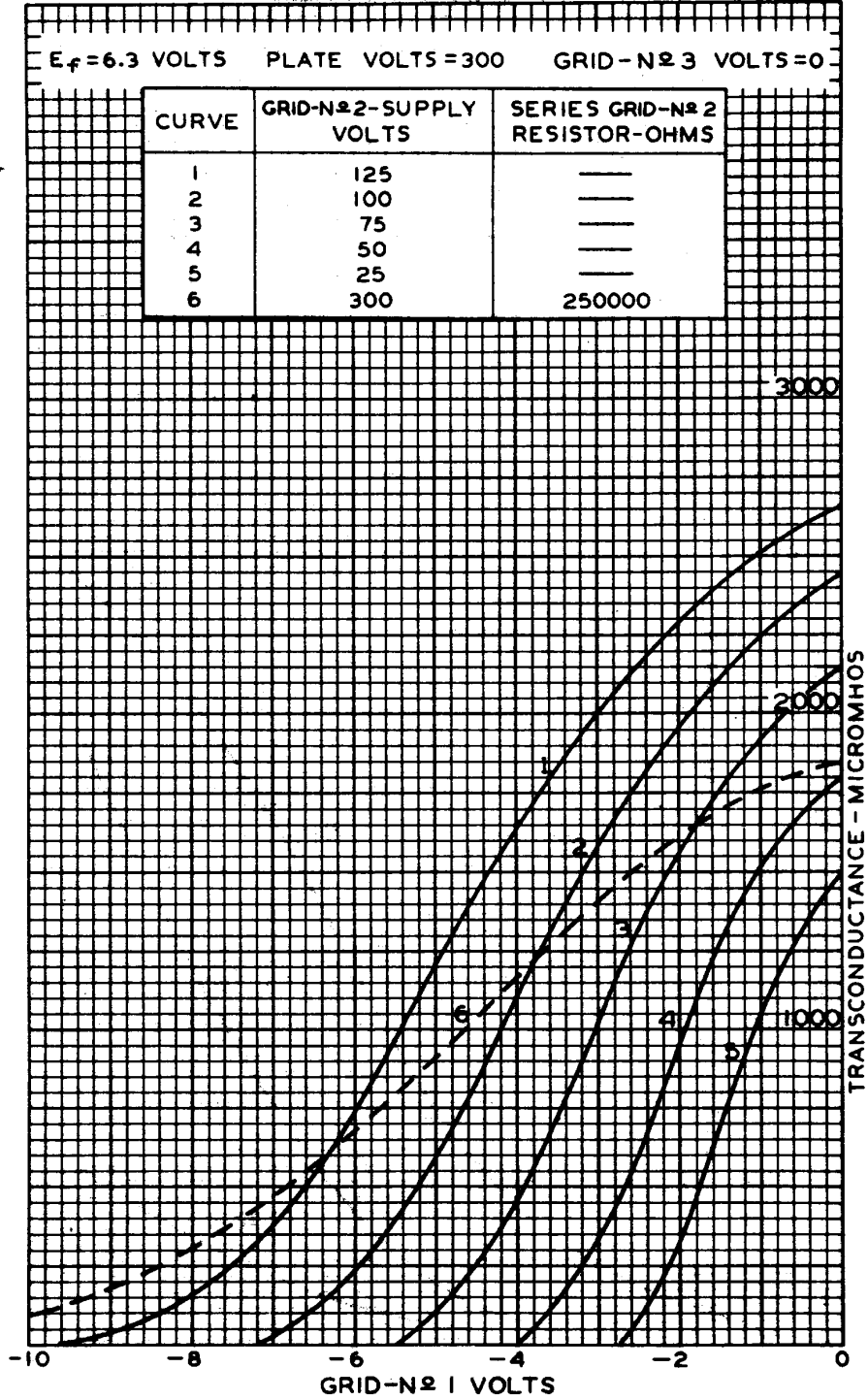
6SJ7

6SJ7

AVERAGE CHARACTERISTICS PENTODE CONNECTION

$E_f = 6.3$ VOLTS PLATE VOLTS = 300 GRID-N^o 3 VOLTS = 0

CURVE	GRID-N ^o 2-SUPPLY VOLTS	SERIES GRID-N ^o 2 RESISTOR-OHMS
1	125	—
2	100	—
3	75	—
4	50	—
5	25	—
6	300	250000



MARCH 5, 1948

TUBE DEPARTMENT
RADIO CORPORATION OF AMERICA, HARRISON, NEW JERSEY

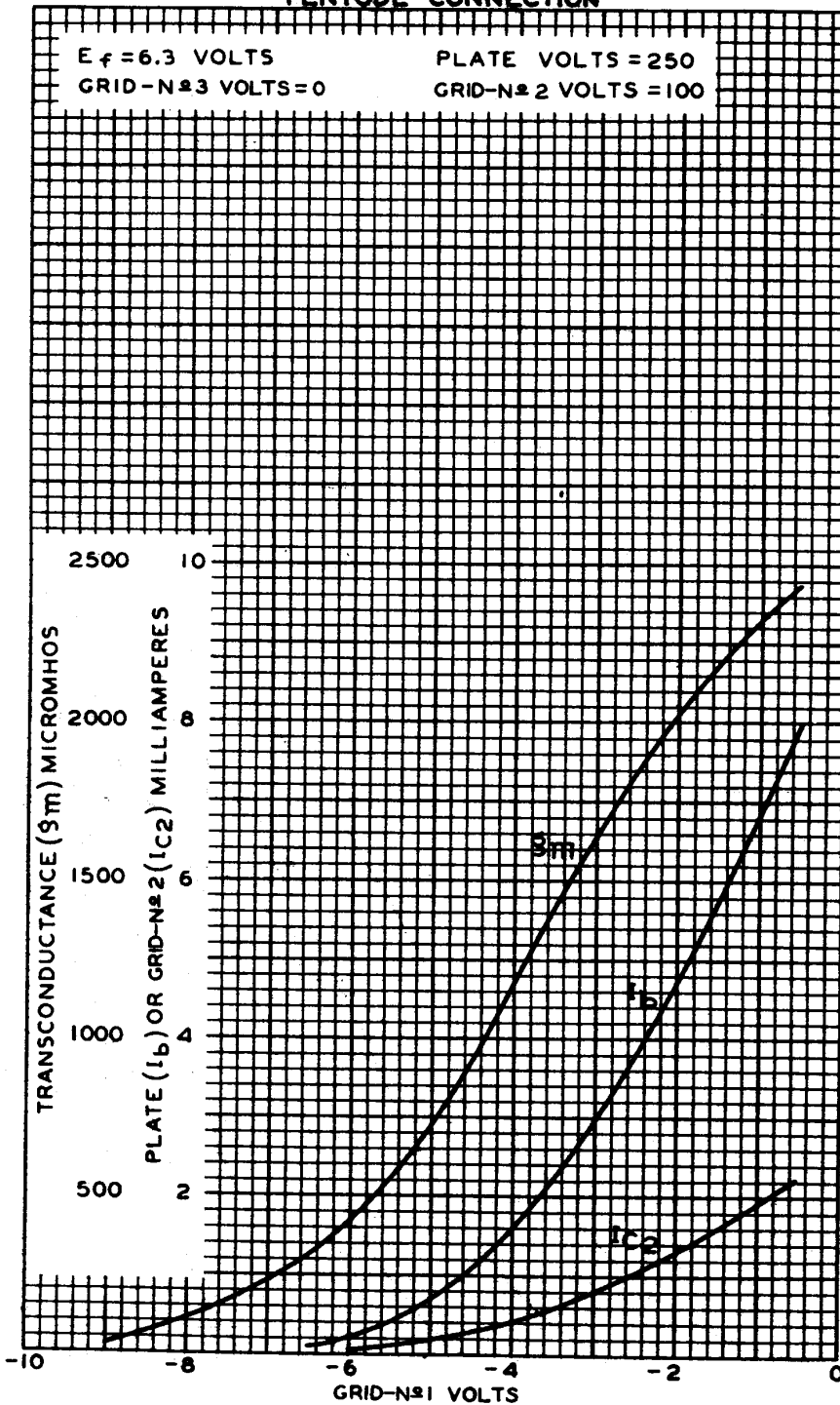
92CM-6444R1

6SJ7



6SJ7

AVERAGE CHARACTERISTICS PENTODE CONNECTION



MARCH 5, 1948

TUBE DEPARTMENT
RADIO CORPORATION OF AMERICA, HARRISON, NEW JERSEY

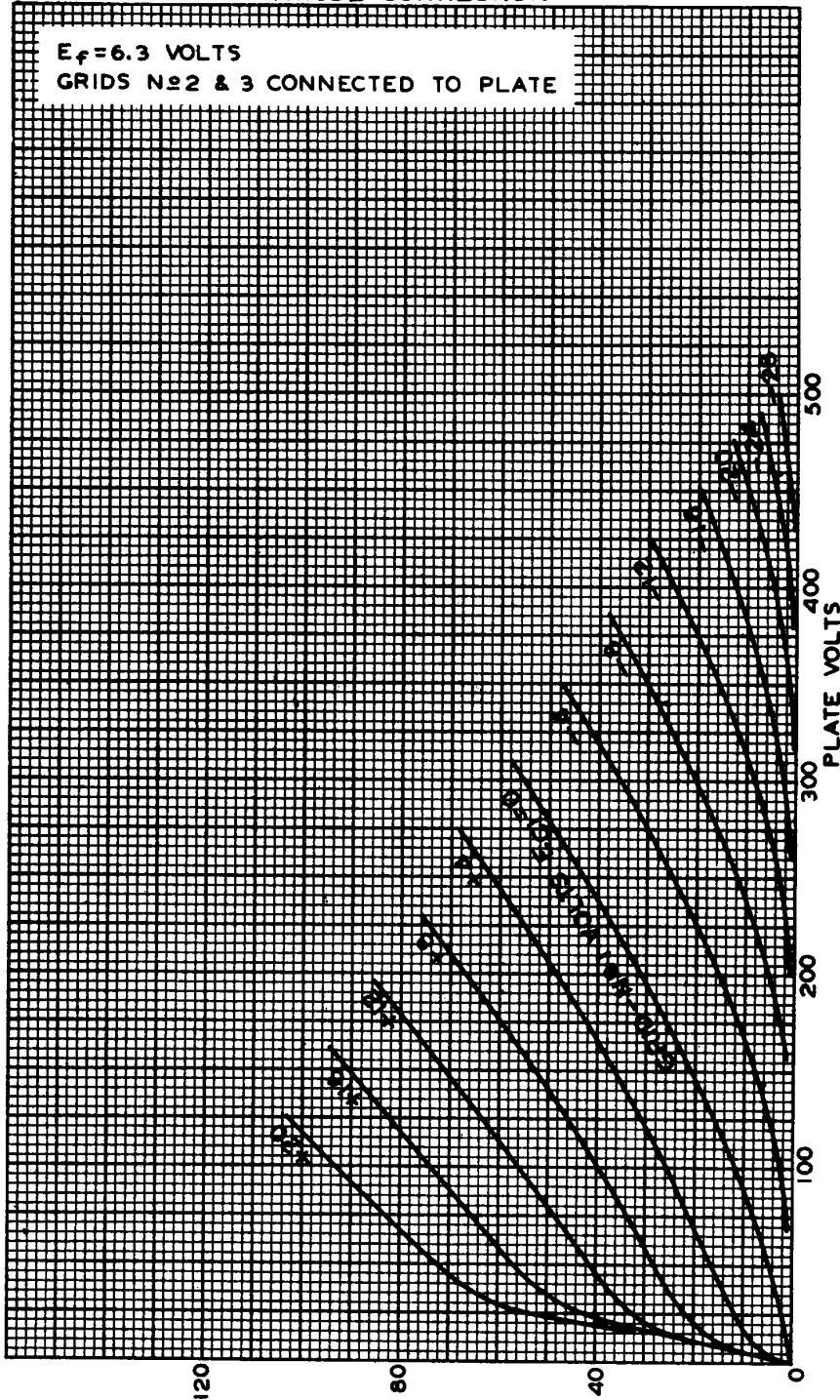
92CM-4937R1



6SJ7

6SJ7

AVERAGE PLATE CHARACTERISTICS TRIODE CONNECTION



MAY 12, 1948

PLATE MILLIAMPERES
TUBE DEPARTMENT
RADIO CORPORATION OF AMERICA, HARRISON, NEW JERSEY

92CM-6409R1