



672-A

672-A

THYRATRON

MERCURY-VAPOR TETRODE

Supersedes type 672

GENERAL DATA

Electrical:

Heater, for Unipotential Cathode:

Voltage	5	ac or dc volts
Current	5	amp

Cathode:

Min. Heating Time, prior to tube conduction. 5 minutes

Direct Interelectrode Capacitances:

Grid No.1 to Anode	0.04 μ f
Grid No.2 to Anode	3 μ f

Ionization Time (Approx.) 10 μ sec

Deionization Time (Approx.) 1000 μ sec

Maximum Critical Grid Current 2 μ amp

Anode Voltage Drop (Approx.) 12 volts

Mechanical:

Mounting Position Vertical, Base Down

Overall Length 7-7/8" \pm 1/4"

Seated Length 7-1/8" \pm 1/4"

Maximum Diameter 2-5/16"

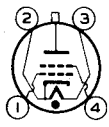
Bulb T-18

Cap. Skirted Medium

Base Large-Shell Super-Jumbo 4-Pin, Bayonet

Basing Designation for BOTTOM VIEW 4CE

Pin 1-Grid No.1
Pin 2-Heater,
Cathode



Pin 3-Heater
Pin 4-Grid No.2
Cap - Anode

GRID-CONTROLLED RECTIFIER SERVICE

For frequencies up to 150 cycles

Maximum Ratings, Absolute Values:

PEAK ANODE VOLTAGE:

Forward	2500 max.	volts
Inverse	2500 max.	volts

GRID-No.2 (SHIELD-GRID) VOLTAGE:

Peak, before anode conduction -300 max. volts

GRID-No.1 (CONTROL-GRID) VOLTAGE:

Peak, before anode conduction -1000 max. volts

CATHODE CURRENT:

Peak	40 max.	amp
Average [■]	3.2 max.	amp
Surge, for duration of 0.1 sec. max.	150 max.	amp

[■] See next page.

(continued on next page)

672-A



672-A THYRATRON

GRID-No. 2 CURRENT:

Peak	1 max.	amp
Average [■]	0.25 max.	amp

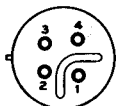
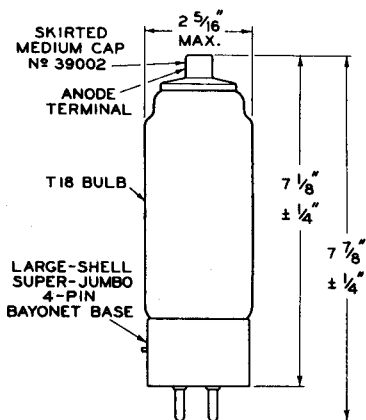
GRID-No. 1 CURRENT:

Peak	1 max.	amp
Average [■]	0.25 max.	amp

COND.-MERCURY TEMPERATURE RANGE[▲] 40 to 80 °C

■ Averaged over any interval of 15 sec. max.

▲ Recommended condensed-mercury temperature is between 45° and 50°C.



BOTTOM VIEW OF BASE

92CS-6735R1

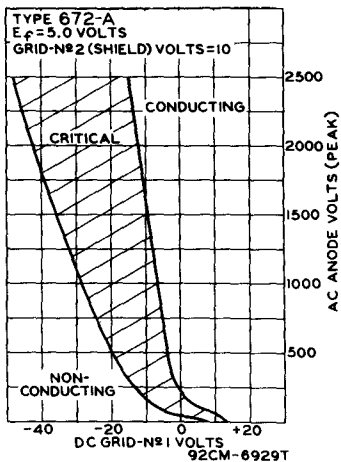
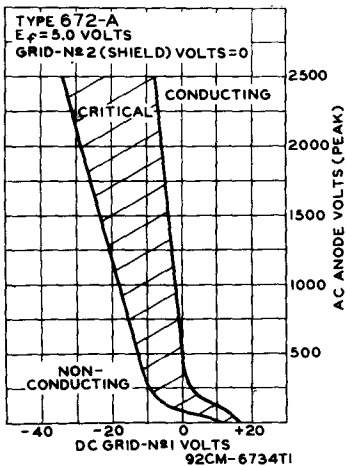


672-A

THYRATRON

672-A

OPERATIONAL RANGES OF CRITICAL GRID-N^o1 VOLTAGE



SEPT. 30, 1948

TUBE DEPARTMENT
RADIO CORPORATION OF AMERICA, HARRISON, NEW JERSEY

CE-6734T1-6929T