



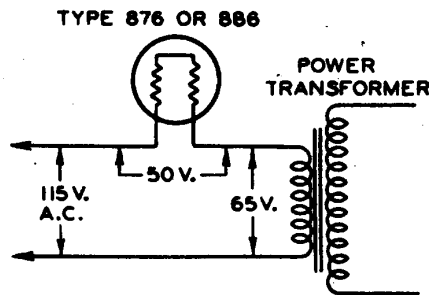
RCA-876, RCA-886

**CURRENT REGULATOR  
(BALLAST TUBE)**

876  
886

Filament	Iron	
	Type 876	Type 886
Maximum Overall Length	8"	8"
Maximum Diameter	2-1/16"	2- 1/16"
Bulb	T-16	T-16
Base	Mogul Screw	Mogul Screw
Operating Conditions:		
Voltage Range	40 to 60	40 to 60 volts
Operating Current	1.7	2.05 amp.
Ambient Temperature	150	150 °F

**TYPICAL CIRCUIT CONNECTION FOR TYPE 876 OR 886**



**NOTE: THESE TUBES OPERATE AT A HIGH BULB TEMPERATURE AND MUST BE SURROUNDED BY A METAL VENTILATING STACK**

The 876 and 886 are, within their range of operation, constant current regulating devices. Either type may be used in series with the primary of a suitably designed transformer (or in series with a resistive load) to maintain essentially constant input voltage to the primary (or load) over a range of 20 volts variation in line voltage. In other words, these tubes absorb line-voltage variation and maintain the wattage input to the primary of the transformer under load essentially constant. Therefore, the voltage output from the secondary is also essentially constant.

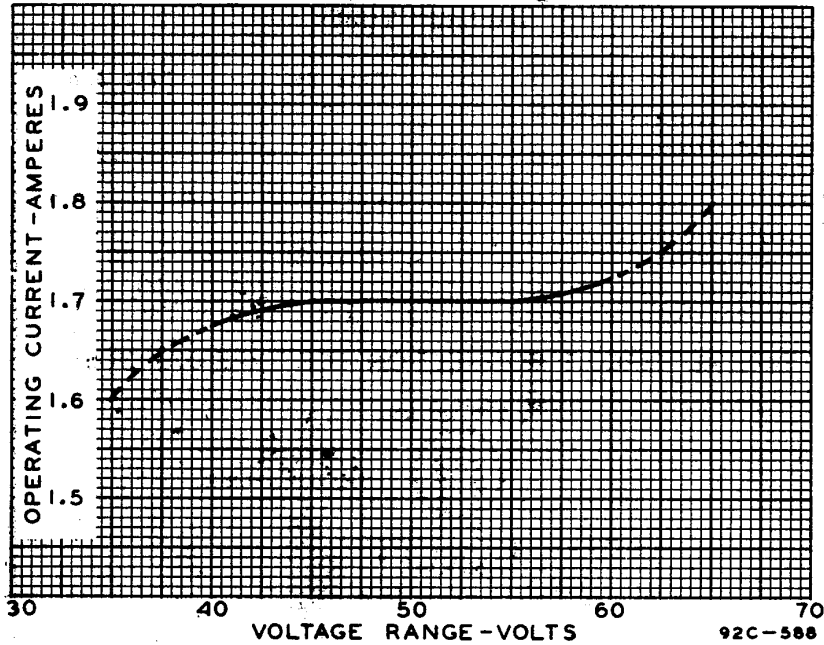
The primary of the transformer should be designed for a voltage input equal to the average line voltage minus 50 volts. The diagram above shows values for a line voltage of 115 volts a.c.

The primary current of the transformer under load should be 1.7 amperes for Type 876 and 2.05 amperes for Type 886. If less than this specified current is drawn, adjustment to the rated value for average line voltage must be made either by means of a shunt resistor across the primary or by an increase in the load on the secondary. If more than the specified current is drawn, two or more of these tubes connected in parallel will be required.

876  
886

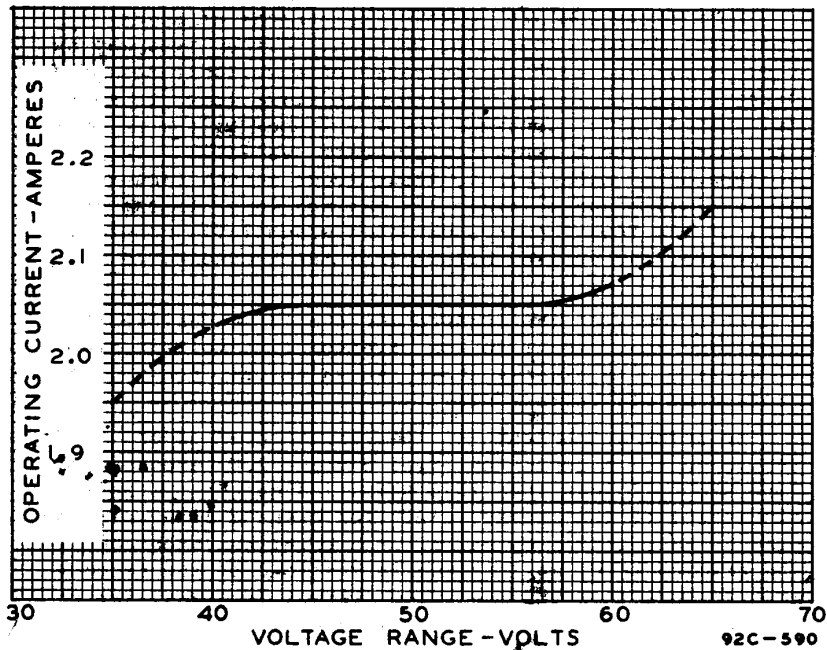
**Cunningham**  
**Radiotron**  
RCA-876

REGULATION CHARACTERISTIC



RCA-886

REGULATION CHARACTERISTIC



AUG. 28, 1936

RCA RADIOTRON DIVISION  
RCA MANUFACTURING COMPANY, INC.

92C-4668